



HOLLOW *2500*  
GAMING COMPUTER CASE

# WELCOME TO YEYIAN

## A NEW LEVEL OF WORLD GAMING

You're one of the millions of gamers. You can be the socially engaged, the sport fun, the explorer, the soldier, the builder or the strategist. All require sobrenatural reflexes, powerful machines, consistency and a strong tolerance for suffering hundreds of defeats at the hands of other players before the fun kicks in. But there is something unique required in a game, disruptive and exciting; a moment that allows you to control what happens next; the millisecond you feel intimidated, the move that will set you apart from the rest. Your decision in that moment, your confidence, your passion, and your determination to win, will take you to the monumental Victory.

Choose big, don't settle and always keep going.

*Be part of the game.*

Thank you for choosing us and welcome to our family.  
Registering your products, you can enjoy exclusive news, contest, and giveaways.

USA: [www.yeyian.us](http://www.yeyian.us) | MX: [www.yeyian.mx](http://www.yeyian.mx) | ES: [www.yeyian.es](http://www.yeyian.es)

---

### PRODUCT REGISTRATION




**Information**  
and releases



**Promotions**  
and updates

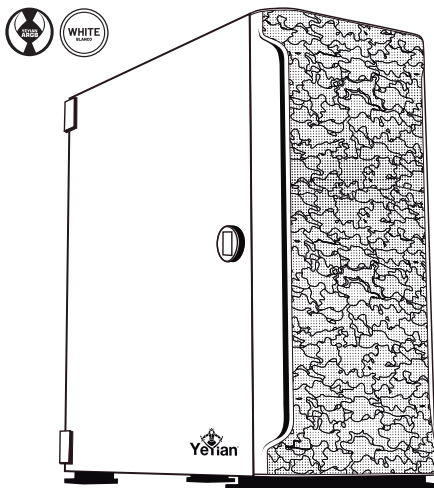








**Giveaways**  
and gifts



## FEATURES

The Yeyian Hollow Series 2500 is the ideal PC Case for all gamers.



-  **Tempered glass**
-  **Motherboard compatibility**
-  **VGA Card Length: 13.38"**
-  **Maximum air flow**
-  **Cable management**
-  **PSU Support**

## SPECIFICATIONS

Motherboard compatibility ..... ITX / Micro ATX / ATX

Max CPU Cooler Height ..... 6.29 in / 160 mm

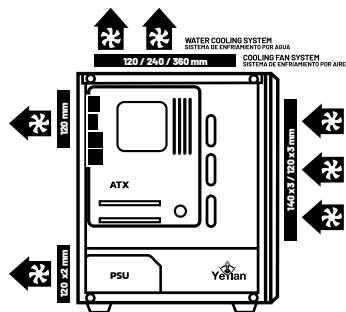
Max VGA Length ..... 13.38 in / 340mm

3 ARGB Fans ..... 140 mm

SSD Bay ..... 2.5" SSD x2

HDD Bay ..... 3.5" HDD x2

PSU Type ..... 7.87 in



HOLLOW *2500*  
GAMING COMPUTER CASE

## FEATURES

### DESIGN

Number of 5.25" Bays	N / A
Form Factor	Mid-Tower
Max CPU Cooler Height	6.29 inches
Supported Motherboard Form Factor	ITX / Micro ATX / ATX
Max Length VGA	13.38 inches
Number of 2.5" Bays	2 or 3
Side Window	Rotational Glass Side Panel
Number of 3.5" Bays	1 or 2
Color of the Computer Case	White
Case Type	Gaming
Lighting	ARGB Fan
Material	SPCC + Glass + Metal
PSU Format	Full Size

### STORAGE MEDIA

HDD Supported	2 Pieces
---------------	----------

### PORTS AND INTERFACES

Audio Out	Yes
USB 3.0	3 USB 3.0
Audio In	Yes

### POWER SUPPLY

Included Power Supply	No
-----------------------	----

### WEIGHT AND DIMENSIONS

Weight	13.2 lbs
Height	17.85 inches
Depth	14.2 inches
Width	8.26 inches

### ERGONOMICS

LED Indicators	Yes (Blue + Red)
----------------	------------------

### COOLING

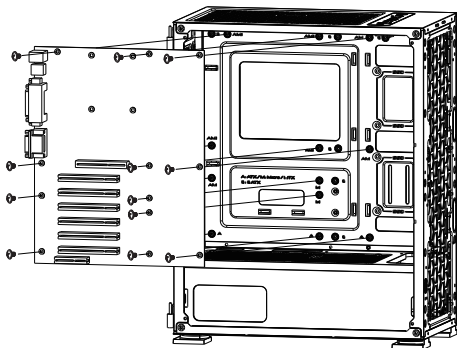
Size of Side Fan Supported	N / A
Size of Rear Fan Installed	N / A
Size of the Front Fan Supported or Radiator	4.72 inches x 3 / 5.51 inches x 3
Diameter of Supported Front Fans	4.72 inches / 5.51 inches
Max Front Fans Supported	3
Side Fans Max Diameter Supported	N / A
Rear Fan Max Diameter Supported	4.72 inches
Rear Radiator Max Fan Size Supported	4.72 inches
Max Upper Fan Supported	4.72 inches X 2 / 5.51 inches x 1

### PACKING

Packing Size	20.47 * 10.62 * 18.11 inches
Weight with Packing	13.66 lbs

### WARRANTY

Warranty	1 Year
EAN 13	7503028761074



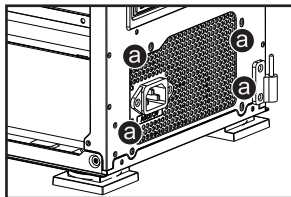
## 1. Mainboard Installation

Install the motherboard into the holes of the case, lock the screws as shown in the picture, support the following motherboards ITX, Micro ATX, ATX.

(Remark: Each motherboard has different installation features. It is recommended that you refer to instruction manual during installation)

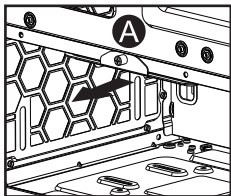
## 2. Power Supply Installation

Install the power supply as shown in the picture, and lock the four screws

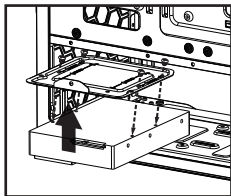


## 3. Hard Disk Installation

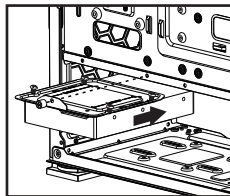
The bracket can be equipped with a 3.5-inch HDD or a 2.5-inch SSD.



Screw out the screw in the picture A and take out the bracket in the direction of the arrow.

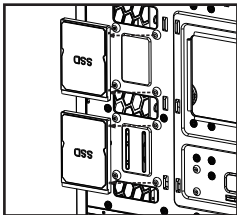


Align the 3.5-inch HDD or 2.5-inch SSD with the holes of the hard disk bracket, and lock it with the screws.

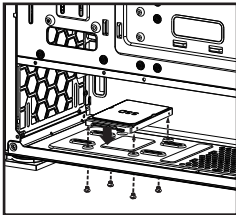


Slide the locked hard disk and the carrier into the guide rail in the direction of the arrow, and then lock it with the screw.

## 4. SSD Installation



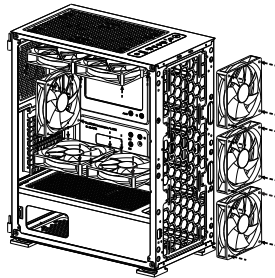
Two SSDs can be installed in the position shown in the picture of the main board.



A 2.5-inch SSD or a 3.5-inch HDD can be installed in the bottom board. Align the screw holes with the hard disk as shown in the picture and screw up the hard disk.

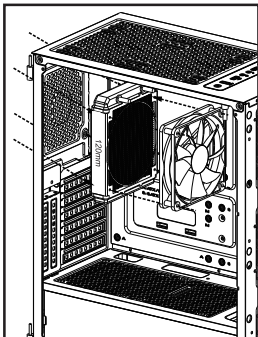
## 5. Fan Installation

Top: 2 x 12 cm  
Front: 3 x 14cm  
or 3 x 12 cm  
(can be locked outside or inside)  
Rear: 1 x 12 cm  
PSU shroud: 2 x 12 cm

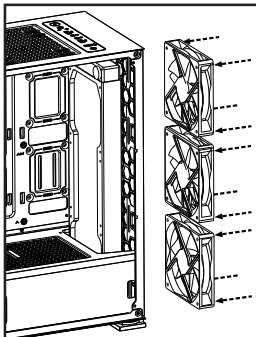


## 6. Water Cooling Installation

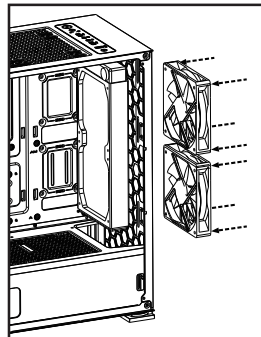
The rear panel can be equipped with a 120mm water cooling, and the front panel can be equipped with a 360mm or 240mm water cooling.



Rear panel installation of 120mm water cooling.

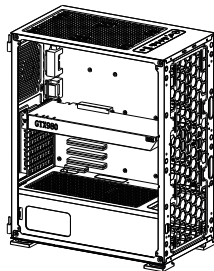


Front panel installation of 360mm water cooling.

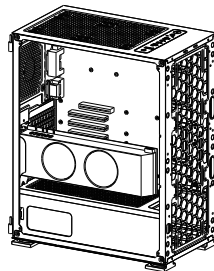


Front panel installation of 240mm water cooling.

## 7. VGA Card Installation

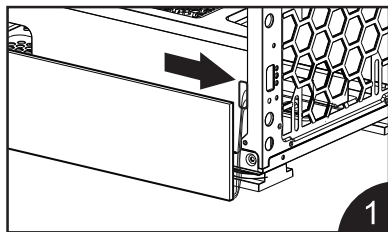


Installation method

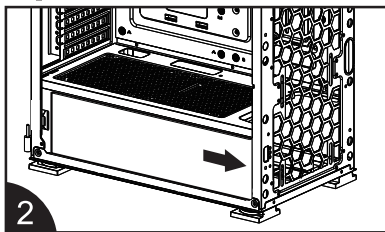


Support vertical installation  
\*(Accessories not included)

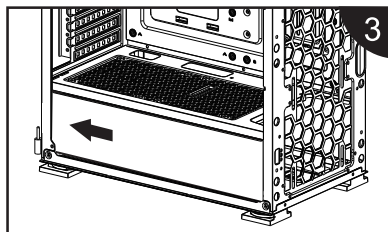
## 8. Light Panel Installation (Optional)




Thread the wire of light panel through the hole indicated by the arrow.



Insert the right end of the light panel into the rack when the light panel is parallel to the PSU shroud panel as shown in the picture.



Push the light panel into the slot in the direction of the arrow.



Then insert and press the plastic fixing buckle into the hole shown in the picture, and screw up the light panel.



Distributed by / Distribuido por:  
Vadeto Group

USA

10065 Via de la Amistad A2, San  
Diego, CA 92154  
Tel. +1.619.271.0384  
[www.yeyian.us](http://www.yeyian.us)

MÉXICO

Calz. José Guadalupe Gallo #8490-A  
Col. Agua Blanca Industrial, Zapopan, Jalisco,  
México  
C.P. 45235 Tel. +52.33.1078.3404  
[www.yeyian.mx](http://www.yeyian.mx)

ESPAÑA

CL Manuel Tovar N° 16 ,  
28034 Madrid  
Tel. +34.911.764.633  
[www.yeyian.es](http://www.yeyian.es)